


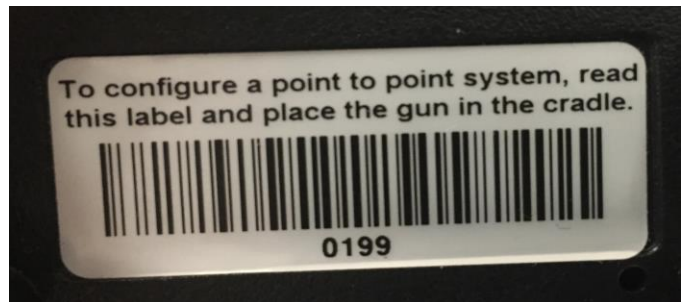
1 Restore PowerScan™ M8300 Default  


2 Exit and Save Configuration  


3 **RESTORE BC-80X0 DEFAULT**  


3a → Scan the barcode on the Base/Cradle now. (This is a sticker bar-code usually stored in with the antenna bag see “Figure 1” Example)

Figure 1



3b → Put the Scanner in the Cradle

3c → it will beep. Now continue scanning the rest of the codes 4-19.

4 Enter Configuration  


5 Enable Aiming System  


6 **◆ Code 128**  
control without transmission of check digit



7 **EAN 128**  
control without transmission of check digit



8 **◆ disable**



Transmit GS before code

9 **◆ EAN 8/EAN 13/UPC A/UPC E**



**NO CHECK DIGIT TRANSMISSION**

10 EAN 8



11 EAN 13



12 UPC A



13 UPC E



14 enable conversion to Code 128  
Converts codes read into Code 128 format.



15 Exit and Save Configuration



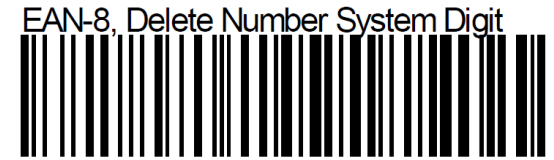
16 UPC-A, Delete Number System Digit  
\$ + E F C 3 0 1 \$ -



17 UPC-E, Delete Number System Digit  
\$ + E F D 3 0 1 \$ -



18 EAN-8, Delete Number System Digit  
\$ + E F A 3 0 1 \$ -



19 EAN-13, Delete Number System Digit  
\$ + E F B 3 0 1 \$ -

